



# BESPOKE IN MOTION ORDER FORM

## HOME THEATER SEATING

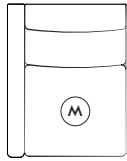
DEALER/SHOWROOM: \_\_\_\_\_  
 SALESPERSON: \_\_\_\_\_  
 DATE: \_\_\_\_\_  
 PO#: \_\_\_\_\_

### STEP 1 • SELECT FRAMES

Each home theater seating configuration requires one (1) Two Arm Theater Seating Chair. Each additional seat is a Left Arm Theater Seating Chair. Please indicate below the quantity of Left Arm Theater Seating Chairs required.

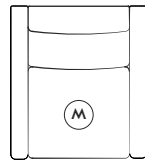
#### STAND ALONE MOTION FRAMES

**LEFT ARM THEATER SEATING CHAIR**  
BAMOTN-LCO



Quantity \_\_\_\_\_

**TWO ARM THEATER SEATING CHAIR**  
BAMOTN-INC

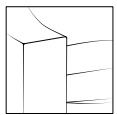


#### INCLINER

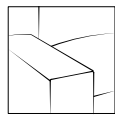
A Baker incliner creates the same relaxed seating experience as a recliner. The seat and inside back slide forward and a footrest extends while the outside back remains in a fixed position. An incliner needs extra space only in front of the piece.

Indicates seat with motion

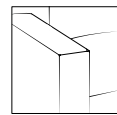
### STEP 2 • SELECT ARM STYLE



Weltless  
Wide Slope  
Arm 8"W



Weltless  
Modern Track  
Arm 8"W



Weltless  
Wide Track  
Arm 5.5"W

### STEP 3 • DRINK HOLDER OPTIONS

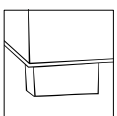
Not available in Wide Track Arm.

BLACK  
STAINLESS  
STEEL

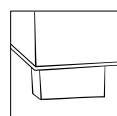
BRUSHED  
STAINLESS  
STEEL

NONE

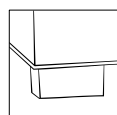
### STEP 4 • FEET OPTIONS



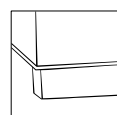
Medium Block Foot  
5"W x 2"H  
Can be used with all arms



Old Brass Block Foot  
5"W x 2"H  
Can be used with all arms



Platinum Nickel  
Block Foot  
5"W x 2"H  
Can be used with all arms



Modern Block Foot  
8"W x 2"H  
Recommended for Wide  
Slope Arm & Modern Track Arm.  
Not available on Wide Track Arm.

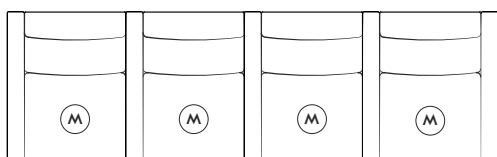
### STEP 5 • SELECT BACK PILLOW CUSHION FILL

Boxed Back Only. For full item descriptions, please refer to the Baker | McGuire price list.

COMFORT  
ULTRA PLUSH

BAKER  
COMFORT

BAKER  
FIBERLUX



Possible Theater Seating Configuration  
Configuration shown above includes one (1) Two Arm Theater Seating Chair and three (3) Left Arm Theater Seating Chairs.

### STEP 6 • SELECT SEAT CUSHION FILL

For full item descriptions, please refer to the Baker | McGuire price list.

**BAKER FIRM SPRING DOWN**

23"W (between arms)

26"W (between arms)

**BAKER COMFORT**

23"W (between arms)

26"W (between arms)

**BAKER COMFORT PLUSH**

23"W (between arms)

26"W (between arms)

**BAKER FIBERLUX**

23"W (between arms)

26"W (between arms)

### STEP 7 • SELECT FINISH OPTION

TIER 1

TIER 2 (upcharge)

TIER 4 (upcharge)

### STEP 8 • SELECT POWER

PLUG IN

BATTERY PACK (upcharge)

#### Dimensions by Arm Style

	Modern Track/Wide Slope Arm				Wide Track Arm			
	H	D	W 23" seat	W 26" seat	H	D	W 23" seat	W 26" seat
Two Arm	37.5"	40"	41"	44"	37.5"	40"	35"	38"
Left Arm	37.5"	40"	33"	36"	37.5"	40"	30"	33"

	Arm Height	Seat Height	Seat Depth	Extended Depth
Applies to all	25.5"	20.5"	19"	66.5"

### STEP 9 • ORDER SUMMARY

STEP 1 - FRAMES

STEP 2 - ARM STYLE

STEP 3 - DRINK HOLDERS

STEP 4 - FEET

STEP 5 - BACK PILLOW

STEP 6 - SEAT CUSHION

STEP 7 - FINISH

STEP 8 - POWER

TOTAL: